

State Grain Laboratory
821 North 17th Street
Great Falls, MT 59403

AMA FEE SCHEDULE **General Provisions**

Effective Date: The effective date of this rule is July 1st, 2022.

General Provisions: These General provisions applying to all sections of this rule are as follows:

Service Hours: Normal office hours are 8 a.m. to 5 p.m. Monday through Friday. All other hours and holidays will be considered overtime.

Sampling Hours: Sampling hours are 8 a.m. to 5 p.m. Monday through Friday. An applicant must place service requests with the inspection office by 10:00 a.m. during regular hours for same day inspection/sampling service. All requests for sampling services to be performed outside of normal business hours must be received by 2:00 p.m. of the preceding business day. Sampling services requested to be performed outside of normal office hours, including holidays, will be charged overtime.


Regular Hourly Rate: The regular hourly rate for travel time and stand-by fee is \$50 per hour per individual assessed in half-hour intervals with a minimum of two hours charged.

Overtime and Holiday Hourly Rate: Overtime and holiday hourly rate is \$75.00 per hour per individual assessed in half-hour intervals. A minimum four-hour charge will be assessed except when before or for a continuation of a regular workday, then actual overtime hours will be charged.

Holidays: Holidays are as adopted in 1-1-216, MCA. (e.g., New Year's Day, Martin Luther King Day, Presidents' Day, Memorial Day, Independence Day, Labor Day, Columbus Day, Veteran's Day, Thanksgiving Day, Christmas Day, and State Election Day).

Mileage and Travel Fees: Mileage, travel time, and travel expenses are as follows:

Mileage Fee: Mileage charges shall be assessed per Title 2, chapter 18, part 5, MCA for state employees which is equal to the United States Internal Revenue Services (IRS) mileage allotment. Any change to the mileage rate is effective when the IRS changes their standard mileage rate. The mileage charges will be prorated where possible.



State Grain Laboratory
821 North 17th Street
Great Falls, MT 59403

Hourly and Overtime Rate: For each trip requested, the applicant will be charged at the regular hourly rate, except when work is conducted while in overtime status or on holidays. Work conducted while in overtime status or on holidays will be charged at the overtime rate, prorated where possible.

Travel Expenses: Travel expenses (as defined by Montana Operations Manual Travel Policy with Rates available [here](#)) including but not limited to per diem, lodging, and mileage will be assessed to the applicant in addition to other fees and charges.

Staffing: Montana State Grain Lab will determine the number of personnel to properly provide the service requested. To assure personnel safety, Montana State Grain Lab may suspend sampling services due to inclement weather conditions as well as sampling rail cars at night with insufficient lighting, or other potentially hazardous conditions.

Observation: In order to provide official services, Montana State Grain Lab must be physically able to observe elevator personnel sampling and/or sealing a railcar.


Miscellaneous Fees:

Postage: Actual postage or delivery service charges will be added to sampling and other fees.

Special Requests: Requests for services not covered by this rule will be performed at the applicable hourly rate stated herein plus mileage and travel charges, if applicable.

Sanitation Inspection: A base fee of \$100.00 will be charged per inspection in addition to the applicable hourly rate stated herein plus mileage and travel charges.

Diverter Inspection: A base fee of \$100.00 will be charged per inspection in addition to the applicable hourly rate stated herein plus mileage and travel charges.
Base fee is \$500.00 for certification of new diverters.



State Grain Laboratory
821 North 17th Street
Great Falls, MT 59403

Retest/Reinspection:


Retest/Reinspection based on a File Sample: Will cost the same as the original test/inspection.

Retest/Reinspection based on a New Sample: Will cost the same as the original inspection and sampling fees.

Export Documentation Request: Processing and handling fee for sample preparation and export documentation..... \$7.50 per request.

Payment of Fees and Charges: All department fees and charges for services rendered are due within thirty days of the statement date. Finance charges of \$25.00 per month shall accrue on any balance owed after thirty days of the statement date. If the department does not receive payment within thirty days: Services may be withheld until the delinquent account is paid; or cash payment for subsequent services may be required.

--- End of General Section ---



State Grain Laboratory
821 North 17th Street
Great Falls, MT 59403

Pulse and Processed Commodity Fee Schedule
Agricultural Marketing Act (AMA)

Effective Date: The effective date of this rule is July 1st, 2022.

General Provisions: General Provisions applying to all sections of this rule are as follows, including Hourly Rate, Overtime, and Holiday Rates:

Fees for official services provided under the Agricultural Marketing Act of 1946 (AMA) as amended.

Sampling Fees: Sampling fees for grade or phytosanitary certification:

Bulk Samples: Bulk samples from boxcars, hopper cars, trucks/trailers..... \$15.00 per unit.

Additional Probes (in addition to original sampling charges) \$15.00 per unit.

Sealing: Metal Seals

DT or Probe per Seal; Additional Labor and hourly charges may apply..... \$2.50 per seal.

Supervise Elevator Personnel applying seals (recording seals in certificate)*... \$4.00 per unit.

* MT State Grain Lab is not responsible for the seals after MT State Grain Lab personnel leave the applicants property. It is the applicant's responsibility to confirm that all seals have been applied by MT State Grain Lab to their satisfaction.

Bagged Lots: bagged lots or totes..... Hourly Rate.

Inspection Fee:

Grade Only: grade only per lot or submitted sample: field run.....\$24.00 per sample

Grade Only: grade only per lot or submitted sample:


other than field run..... \$20.00 per sample

Single Factor Determination: one factor only determination,

..... \$7.00

Additional: additional statements, factors or results as

requested by the applicant..... \$5.00 per factor.



State Grain Laboratory
821 North 17th Street
Great Falls, MT 59403

Composite Sample Preparation (per sample in composite)\$1.25 per sample.
Composite Sample Preparation (per sample, if requested after grade) \$2.75 per sample.
Seed Count per Ounce \$5.00 per sample.
Return shipping and handling post grade: (not to exceed \$30/month) \$3.00 per sample.

Laboratory Analysis Fee:

Falling Number Determinations: Falling number determination for wheat..... \$18.00 per sample.

--- End of AMA ---