

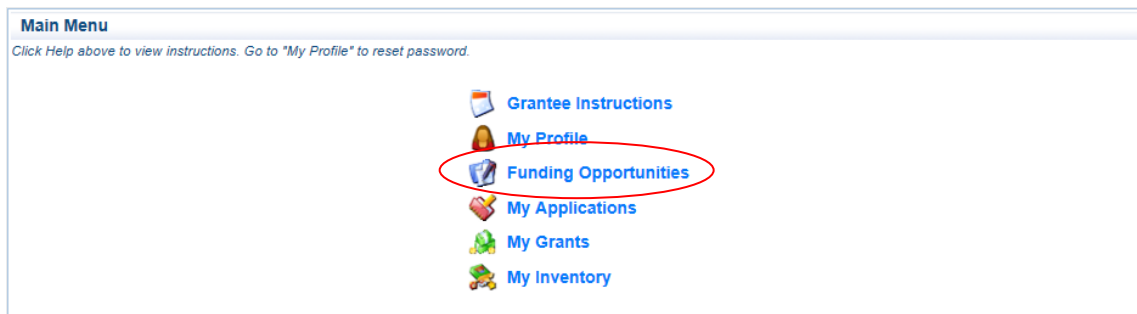
Emergency Weed Grant Application Instructions

Enter your User ID and Password to login to WebGrants <https://funding.mt.gov/>.



Click “Funding Opportunities” to view all available funding opportunities.

REMINDER: Only use the WebGrants “Back” button – do not use your browser back arrow.



Click on the Opportunity Title to open the Funding Opportunity that you wish to apply for.

Funding Opportunities

Current Funding Opportunities

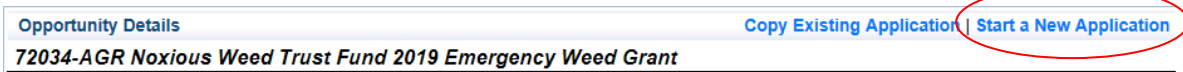
All currently posted opportunities appear below. The Application Deadline indicates the due date for the application submission. You will be unable to submit your application after this date.
Click on the title to open the Funding Opportunity summary.
Click on the column headers to sort list of Opportunities.

ID	Agency	Program	Opportunity Title	Application Deadline
70315	Department of Agriculture	AGR GTA Growth Through Agriculture	AGR Growth Through Agriculture November 1 2018	11/01/2018
72034	Department of Agriculture	AGR Noxious Weed Trust Fund	AGR Noxious Weed Trust Fund 2019 Emergency Weed Grant	11/01/2018
72036	Department of Agriculture	AGR Noxious Weed Trust Fund	AGR Noxious Weed Trust Fund FY19 Special County/Reservation Grant Application	11/01/2018

Emergency Weed Grant Application Instructions

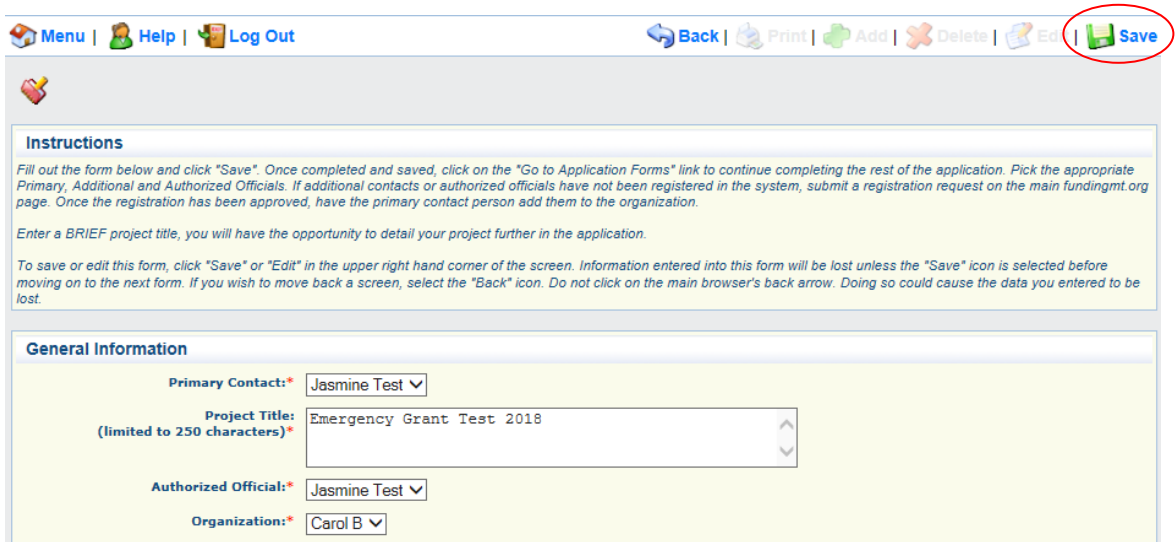
Click “Start a New Application”. Each form has instructions on how to save and edit the entered information.

Time Saver Tip: You can copy an existing grant application and/or information from Word or Excel files and paste it into the form you are working on in WebGrants. Be sure to review copied information.



Opportunity Details [Copy Existing Application](#) [Start a New Application](#)
72034-AGR Noxious Weed Trust Fund 2019 Emergency Weed Grant

Enter the name of the project in the “Project Title” text box. Then click on “Save” (at the top right).



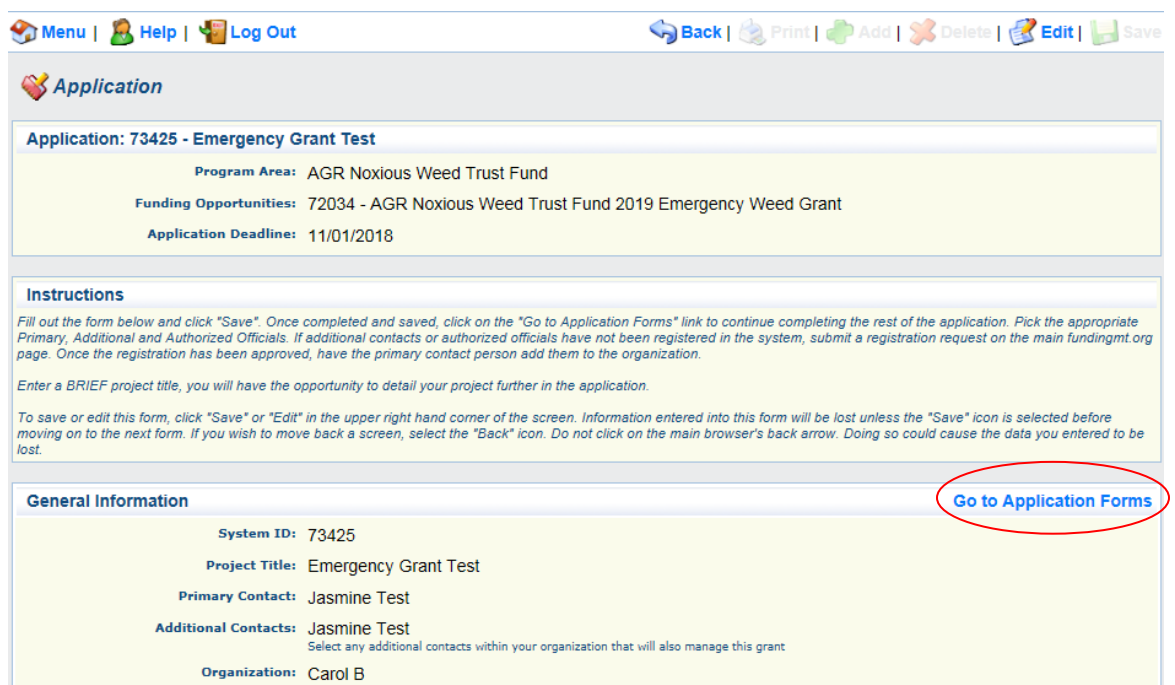
Menu | Help | Log Out Back | Print | Add | Delete | Edit | **Save**

Instructions
Fill out the form below and click "Save". Once completed and saved, click on the "Go to Application Forms" link to continue completing the rest of the application. Pick the appropriate Primary, Additional and Authorized Officials. If additional contacts or authorized officials have not been registered in the system, submit a registration request on the main fundingmt.org page. Once the registration has been approved, have the primary contact person add them to the organization.
Enter a BRIEF project title, you will have the opportunity to detail your project further in the application.
To save or edit this form, click "Save" or "Edit" in the upper right hand corner of the screen. Information entered into this form will be lost unless the "Save" icon is selected before moving on to the next form. If you wish to move back a screen, select the "Back" icon. Do not click on the main browser's back arrow. Doing so could cause the data you entered to be lost.

General Information

Primary Contact:* Jasmine Test ▾
Project Title:
(limited to 250 characters)* Emergency Grant Test 2018
Authorized Official:* Jasmine Test ▾
Organization:* Carol B ▾

To add additional contacts or to make changes, click “Edit”. When done, continue to the application forms by clicking “Go to Application Forms”.



Menu | Help | Log Out Back | Print | Add | Delete | Edit | Save

Application

Application: 73425 - Emergency Grant Test

Program Area: AGR Noxious Weed Trust Fund
Funding Opportunities: 72034 - AGR Noxious Weed Trust Fund 2019 Emergency Weed Grant
Application Deadline: 11/01/2018

Instructions
Fill out the form below and click "Save". Once completed and saved, click on the "Go to Application Forms" link to continue completing the rest of the application. Pick the appropriate Primary, Additional and Authorized Officials. If additional contacts or authorized officials have not been registered in the system, submit a registration request on the main fundingmt.org page. Once the registration has been approved, have the primary contact person add them to the organization.
Enter a BRIEF project title, you will have the opportunity to detail your project further in the application.
To save or edit this form, click "Save" or "Edit" in the upper right hand corner of the screen. Information entered into this form will be lost unless the "Save" icon is selected before moving on to the next form. If you wish to move back a screen, select the "Back" icon. Do not click on the main browser's back arrow. Doing so could cause the data you entered to be lost.

General Information [Go to Application Forms](#)

System ID: 73425
Project Title: Emergency Grant Test
Primary Contact: Jasmine Test
Additional Contacts: Jasmine Test
Select any additional contacts within your organization that will also manage this grant
Organization: Carol B

Emergency Weed Grant Application Instructions

All forms for this type of application can now be seen. Click on a form name and enter the required information. Use the "Other Attachments" form to attach project area map(s).

Menu | Help | Log Out | Back | Print | Add | Delete | Edit | Save

Application

Application: 101982 - Emergency Grant Test 2021

Program Area: AGR Noxious Weed Trust Fund

Funding Opportunities: 101062 - AGR Noxious Weed Trust Fund 2021 Emergency Weed Grant

Application Deadline: 11/01/2020

Instructions

The required application forms appear below. Please note: Clicking "Mark as Complete" does not submit the application component or prevent further editing. The check mark beside the form is only an indicator that the form has been completed. All application components must be marked as complete in order to submit. To submit the application click the Submit button.

Application Forms | Application Details | Submit | Withdraw

Form Name	Complete?	Last Edited
General Information	✓	07/08/2020
Project Information- Emergency Grants		
Project Overview - Emergency		
Cooperators		
Weed Management Plan Emergency		
Herbicide Worksheet		
Revegetation Worksheet		
Budget		
EA- General Vegetation		
EA- Soils & Water		
EA- Wildlife Habitat & TES Species		
EA- Air Quality		
EA- Historical and Archaeological Sites		
EA- Document Checklist		
Other Attachments		

The "Complete?" column must have a check mark in it for each form before WebGrants will allow the application to be submitted. If you need to make a change to a form that has already been marked as Complete, click the form name, click Edit and make the necessary changes. Click Save when completed.

Click "Submit" when the application is completed.

Specific instructions for the Herbicide, Revegetation and Budget forms can be found under Files & Forms on the [Montana Department of Agriculture](#) Noxious Weed Trust Fund webpage.